



# **SCREWS & PLATES**

## PRODUCTS CATALOG 2025


[www.devatibbi.com](http://www.devatibbi.com)

# CONTENTS

Introduction	03
Vision - Mission	04
Small Set	05
Large Set	23
Complete Plate	31
Osteotomy	35
Pediatric	38
Mini Plate	41
Screws	45

# INTRODUCTION

Dev company has been founded in 2013 in Istanbul taking advantage of Turkey's strategic position between three major continents in the heart of the world, the beginning was with a doctor, an engineer and an investor using all their experiences to produce the best trauma implants of osteosynthesis. Although it's kind of new in the market our company was able to grow fast producing high-quality orthopedic products and instruments under DTM brand being one of the best companies in Turkey continuing expanding all over the world, being awarded CE and ISO 13485:2016



# VISION & MISSION

## Vision

- To be the most trusted partner in the Health care Technologies specifically in orthopedic & dental implants.
- To compete with top companies in technology, quality and service.
- To create Worldwide network of sales with enthusiasm and distributors, physicians, patients with satisfaction.
- Risk-taking is vital for company progress. Companies succeed in business expansion because of determination to move forward despite uncertainty.

## Mission

- To exceed our customers' expectations with innovative and high technology products, bespoke Assurance, Testing, Inspection and Certifications for our operations and supply chain globally 24/7.
- To help our clients make distinctive, lasting, and substantial improvements in their performance and to build great firm that attracts, develops, excites, and retains exceptional people.
- Together, we apply fresh perspectives, knowledge and capital to anticipate and manage R&D in medical device manufacturing.

That's how we create smarter solutions for our products, helping the world rebuild, renew and move forward.


01

# SMALL FRAGMENT

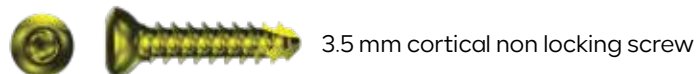


# S CLAVICLE LOCKING PLATE

\*INDICATION:  
Shaft fractures of the clavicle bone



Anatomical design matches the S-shape of the clavicle



Holes	Length (mm)	Right	Left
4	68	D02T.111R104	D02T.111L104
6	95	D02T.111R106	D02T.111L106
8	119	D02T.111R108	D02T.111L108



# DISTAL CLAVICLE LOCKING PLATE

\*INDICATION:  
Lateral third clavicle fractures

Designed to anatomically fit the distal clavicle



Multiple distal screw configurations to achieve construct stability



Holes	Length (mm)	Right	Left
3	68	DO2T:117R103	DO2T:117L103
4	82	DO2T:117R104	DO2T:117L104
5	96	DO2T:117R105	DO2T:117L105
6	110	DO2T:117R106	DO2T:117L106
7	124	DO2T:117R107	DO2T:117L107
8	138	DO2T:117R108	DO2T:117L108



# CLAVICLE HOOK LOCKING PLATE

\*INDICATION:  
Fixation for lateral clavicle fractures & acromioclavicular joint injuries

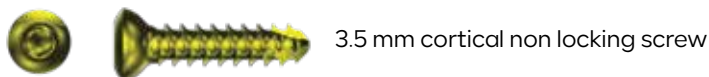


Combi holes for both locking & Non locking screws

Hook provide additional; support to both lateral clavicle fractures & acromioclavicular joint dislocations.



Smooth hook design & rounded plate edges that minimizes soft tissue irritaions



Holes	Length (mm)	Right	Left
3	66	D02T.116R103	D02T.116L103
4	79	D02T.116R104	D02T.116L104
5	91	D02T.116R105	D02T.116L105
6	104	D02T.116R106	D02T.116L106
7	117	D02T.116R107	D02T.116L107
8	129	D02T.116R108	D02T.116L108



# PROXIMAL HUMERUS LOCKING PLATE

**\*INDICATION:**  
Complex fracture, fracture dislocations, osteotomies & nonunions of the proximal humerus

Combi holes for both locking & non locking screws


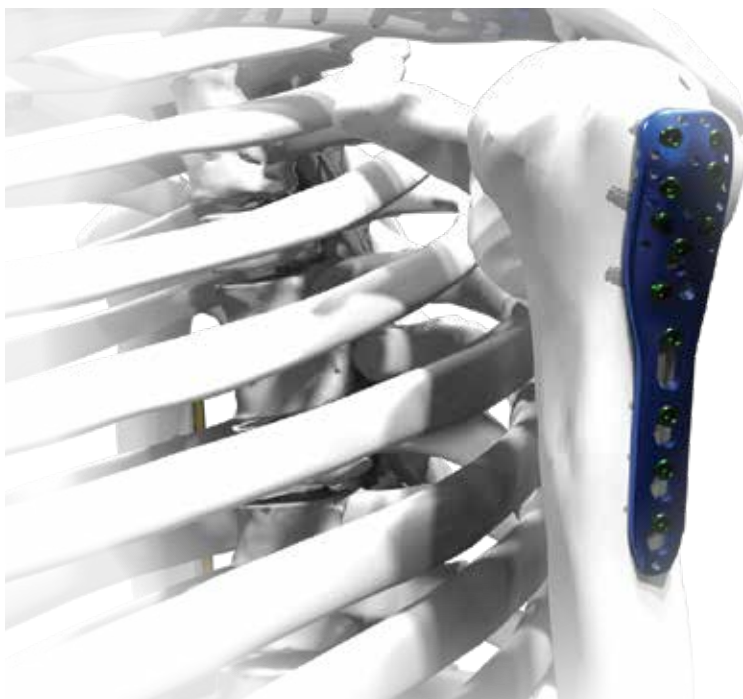


Ten suture holes around the perimeter of the proximal end including undercuts that facilitates plate positioning

Elongated combi hole that helps in plate positioning



Plate head allows to insert 9 screws 4.0 mm cancellous locking

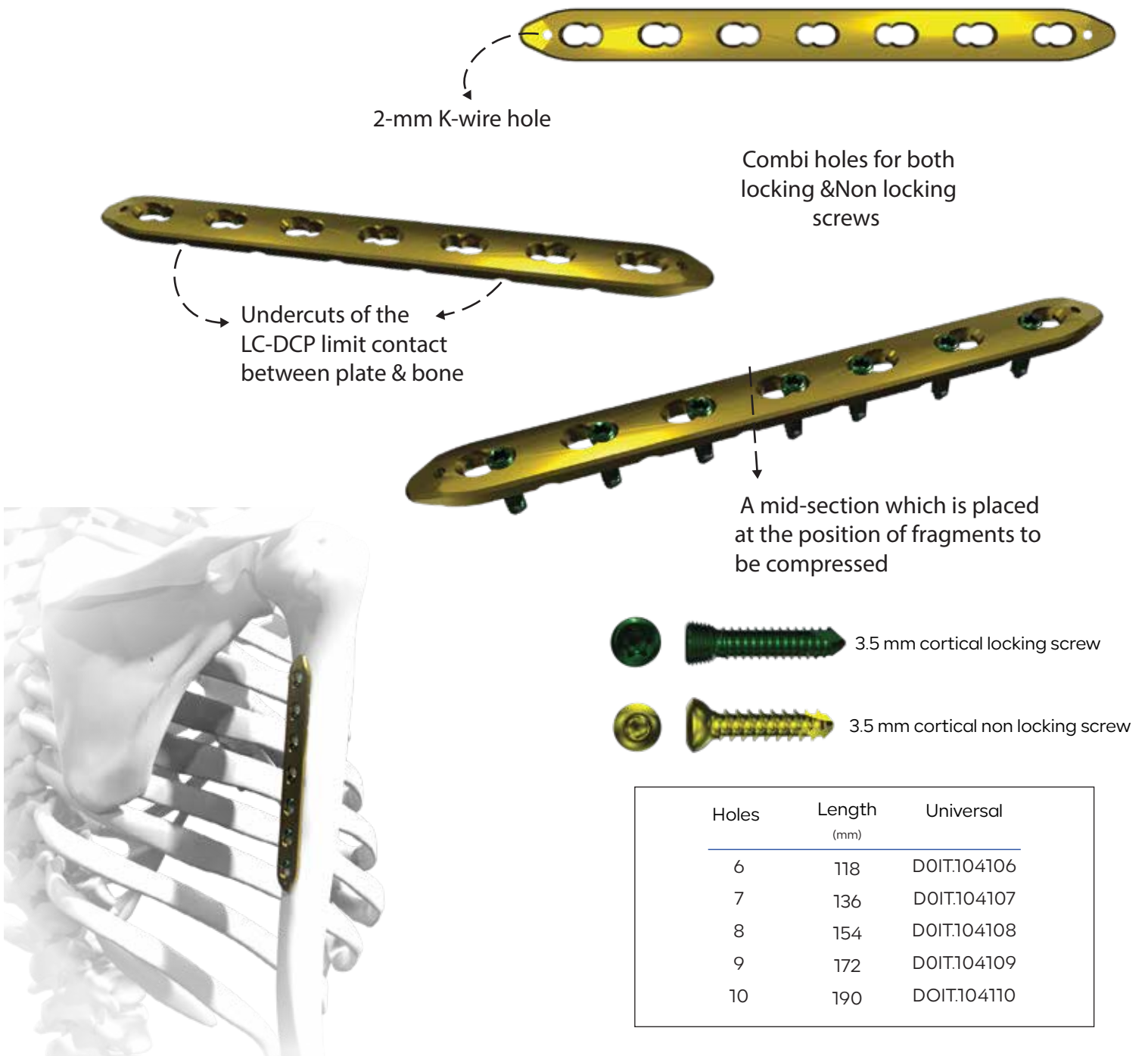


Holes	Length (mm)	Universal
3	90	D02T.138103
4	102	D02T.138104
5	114	D02T.138105
6	126	D02T.138106
7	138	D02T.138107
8	150	D02T.138108
9	162	D02T.138109
10	174	D02T.138110
11	186	D02T.138111
12	198	D02T.138112
13	210	D02T.138113



# LC DCP HUMERUS LOCKING PLATE


\*INDICATION:  
Temporary Fixation,  
correction or  
stabilization  
of Humerus



# DISTAL LATERAL HUMERUS LOCKING PLATE

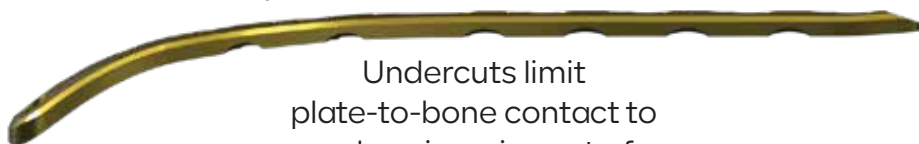
\*INDICATION:  
Intra-articular & supracondylar fractures of the distal humerus

Elongated combi hole in the neck and shaft facilitates plate adjustment and allow locking or compression options






Combi holes for both locking & Non locking screws

Undercuts limit plate-to-bone contact to reduce impairment of blood supply



Pre-contoured design for anatomic fit.  
No need to bend during the surgery



-  2.7 mm cortical locking screw
-  3.5 mm cortical locking screw
-  3.5 mm cortical non locking screw


Holes	Length (mm)	Right	Left
3	64	D02T.118R103	D02T.118L103
4	77	D02T.118R104	D02T.118L104
5	90	D02T.118R105	D02T.118L105
6	103	D02T.118R106	D02T.118L106
7	116	D02T.118R107	D02T.118L107
8	129	D02T.118R108	D02T.118L108
9	142	D02T.118R109	D02T.118L109



# DISTAL MEDIAL HUMERUS LOCKING PLATE

\*INDICATION:  
Intra-articular & supracondylar fractures of the distal humerus

\*Cambi holes for both locking & non locking screws



Elongated combi hole in the neck and shaft facilitates plate adjustment and allow locking or compression options



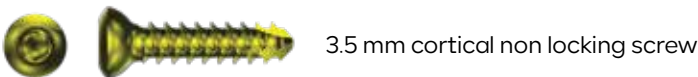
\*Pre-contoured design for anatomic fit. No need to bend during the surgery



\*Undercuts limit plate-to-bone contact to reduce impairment of blood supply



3.5 mm cortical locking screw



3.5 mm cortical non locking screw

Holes	Length (mm)	Right	Left
3	58	D02T.122R103	D02T.122L103
4	71	D02T.122R104	D02T.122L104
5	84	D02T.122R105	D02T.122L105
6	97	D02T.122R106	D02T.122L106
7	110	D02T.122R107	D02T.122L107
8	123	D02T.122R108	D02T.122L108
9	136	D02T.122R109	D02T.122L109



# PROXIMAL RADIUS LOCKING PLATE

INDICATION: Extra-articular and intra-articular fractures of the proximal radius and multi-fragmented radial neck fractures.

\*Pre-contoured design for anatomic fit. No need to bend during the surgery



Combi holes allow fixation with locking screws in the threaded section for angular stability, and cortex screws in the Dynamic Compression Unit (DCU) section for distraction




Holes	Length (mm)	Right	Left
2	36	D02T.151R02	D02T.151L02
3	44	D02T.151R03	D02T.151L03
4	53	D02T.151R04	D02T.151L04



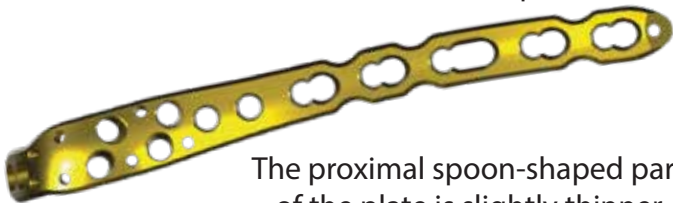
# OLECRANON LOCKING PLATE

**\*INDICATION:**  
Complex extra- and intra-articular olecranon fractures, pseudoarthrosis of the proximal ulna and simple olecranon fractures



\*Elongated combi hole in the neck and shaft facilitates plate adjustment and allow locking or compression options

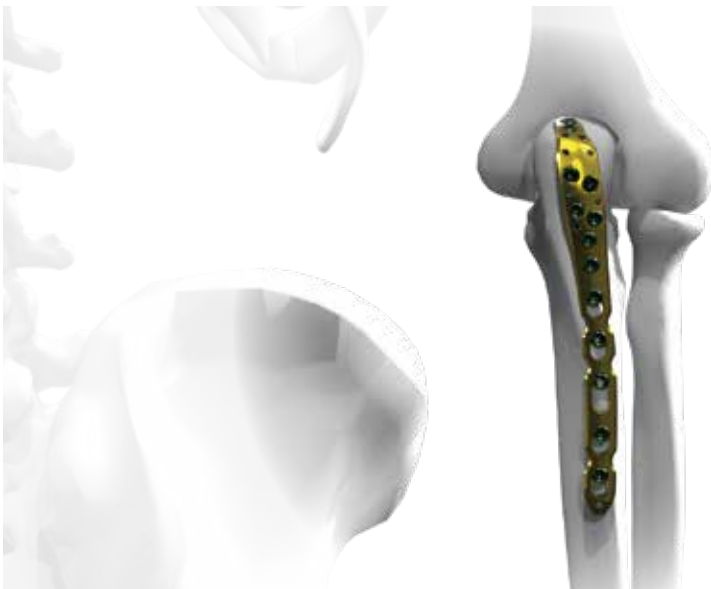

Combi holes for both locking & Non locking screws



The proximal spoon-shaped part of the plate is slightly thinner than the shaft




\*Pre-contoured design for anatomic fit. No need to bend during the surgery



Holes	Length (mm)	Right	Left
3	97	D02T.126R103	D02T.126L103
4	110	D02T.126R104	D02T.126L104
5	123	D02T.126R105	D02T.126L105
6	136	D02T.126R106	D02T.126L106
7	149	D02T.126R107	D02T.126L107
8	162	D02T.126R108	D02T.126L108

# ONE-THIRD TUBULAR LOCKING PLATE

\*INDICATION: Shaft fractures of Ulna, Radius & Fibula

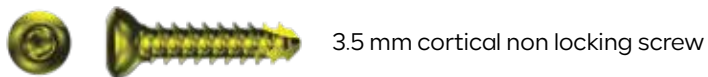


\*Low plate profile and rounded plate edges minimize tendon and soft tissue irritation

Available with combi holes allowing fixation with locking screws and compression with cortex screws

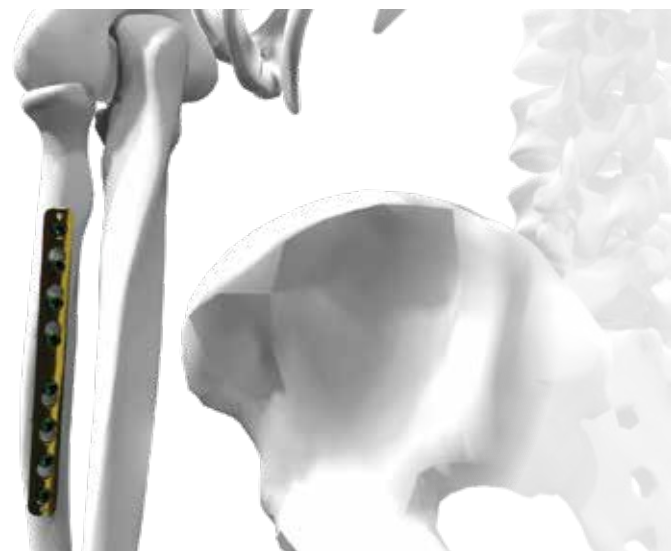


3.5 mm cortical locking screw



3.5 mm cortical non locking screw

Holes	Length (mm)	Universal
4	54	D02T.108104
5	66	D02T.108105
6	78	D02T.108106
7	90	D02T.108107
8	102	D02T.108108
9	114	D02T.108109
10	126	D02T.108110
11	138	D02T.108111
12	150	D02T.108112



# LC DCP ULNA RADIUS LOCKING PLATE

\*INDICATION:  
Temporary Fixation,  
correction or  
stabilization  
of Ulna & Radius




Combi holes for both locking & non locking screws

2-mm K-wire hole



\*Undercuts of the LC-DCP limit contact between plate & bone



A mid-section which is placed at the position of fragments to be compressed

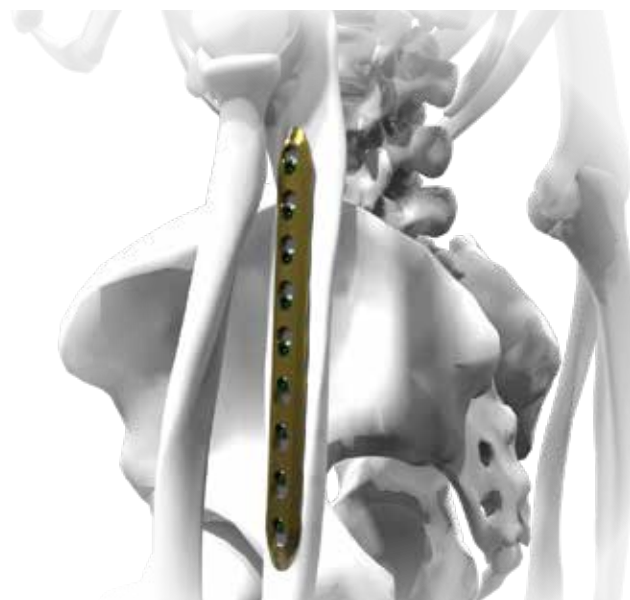


3.5 mm cortical locking screw




3.5 mm cortical non locking screw

Holes	Length (mm)	Universal
4	61	D02T.102104
5	74	D02T.102105
6	87	D02T.102106
7	100	D02T.102107
8	113	D02T.102108
9	126	D02T.102109
10	139	D02T.102110
12	165	D02T.102112
14	191	D02T.102114



# DISTAL RADIUS VOLAR LOCKING PLATE

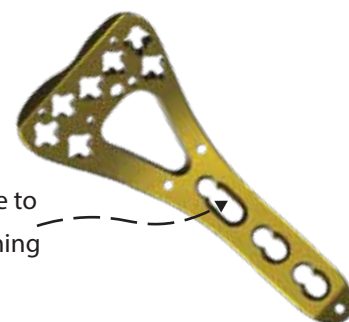
INDICATION: Fixation of complex intra- and extra-articular fractures and osteotomies of the distal radius and other small bones



\*Wide window allows inspection of fracture lines and plate fine contouring.



2mm K-Wire holes for temporary plate fixation



Elongated combi hole to help in plate positioning



2.4 - 2.7 mm cortical locking screw



2.4 - 2.7 mm Non- locking screw

Holes	Length (mm)	Right	Left
3	57	D02T.150R03	D02T.150L03
4	65	D02T.150R04	D02T.150L04
5	73	D02T.150R05	D02T.150L05

Holes	Length (mm)	Right	Left
3	57	D02T.153R03	D02T.153R03
4	65	D02T.153R04	D02T.153R04
5	73	D02T.153R05	D02T.153R05

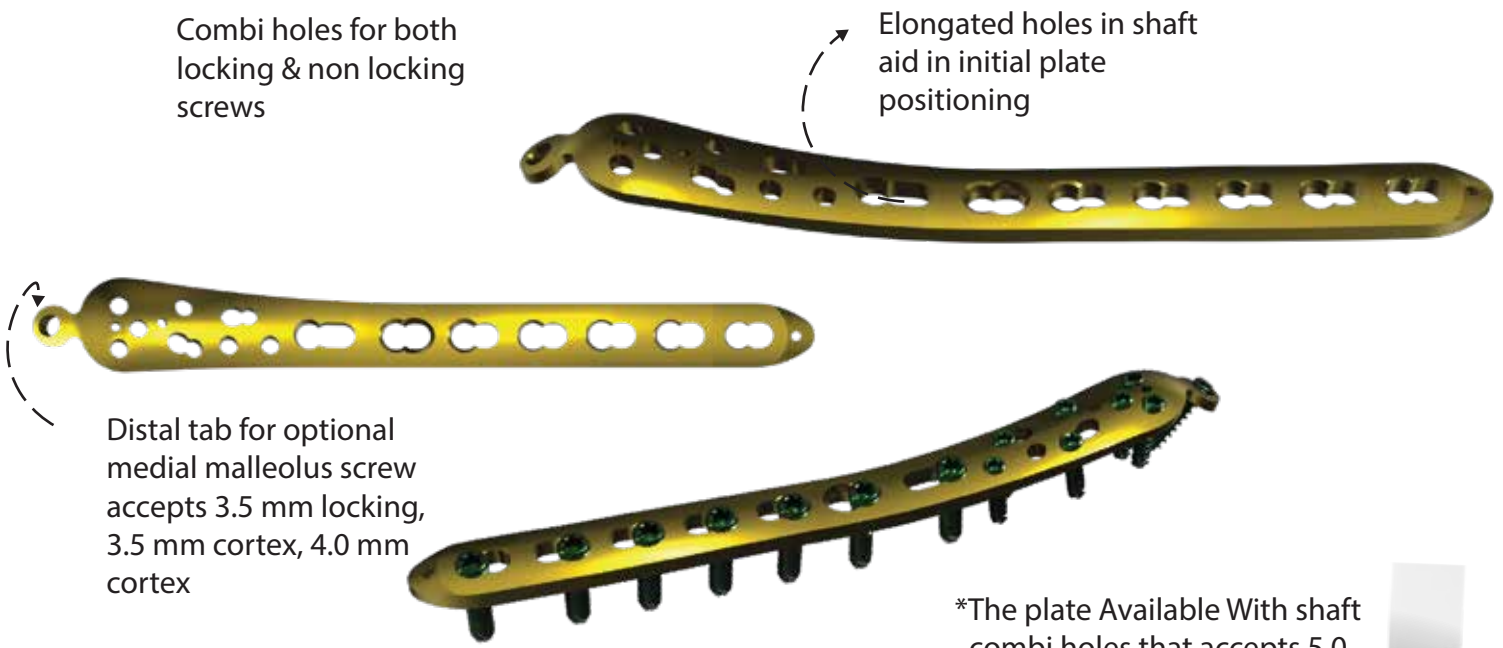


# DISTAL MEDIAL TIBIA LOCKING PLATE

**\*INDICATION:**  
 Fixation of intra- and extra-articular fractures and osteotomies of the distal tibia

Combi holes for both locking & non locking screws

Elongated holes in shaft aid in initial plate positioning



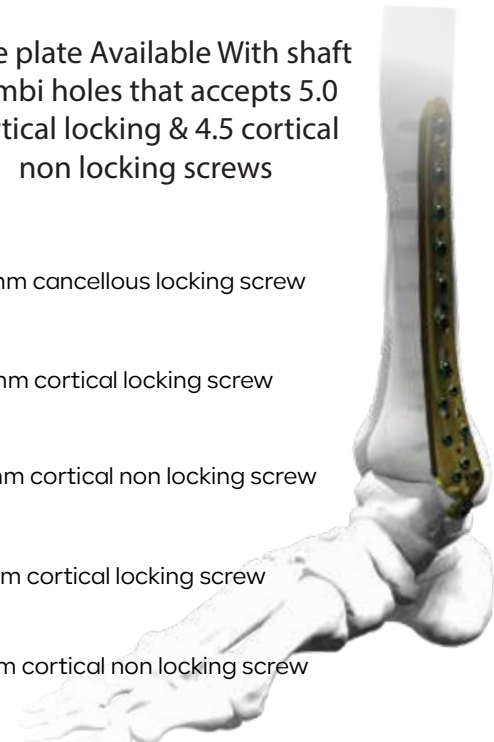
Distal tab for optional medial malleolus screw accepts 3.5 mm locking, 3.5 mm cortex, 4.0 mm cortex

\*The plate Available With shaft combi holes that accepts 5.0 cortical locking & 4.5 cortical non locking screws

Plates can be used with the LISS Plate technique and aiming instrumentation



Holes	Length (mm)	Right	Left
4	126	D01T.164R04	D01T.164L04
6	158	D01T.164R06	D01T.164L06
8	190	D01T.164R08	D01T.164L08
10	222	D01T.164R10	D01T.164L10
12	254	D01T.164R12	D01T.164L12
14	286	D01T.164R14	D01T.164L14



# DISTAL LATERAL FIBULA LOCKING PLATE

\*INDICATION: Extra-articular and intra-articular distal tibia fractures



\*Three types are available


\* Accepts 2.7mm screws in the head and 3.5mm screws in the shaft



\*Four K-wire holes in the head accept 2.0 mm Kirschner wires



Accepts 3.5mm screws in the head and the shaft



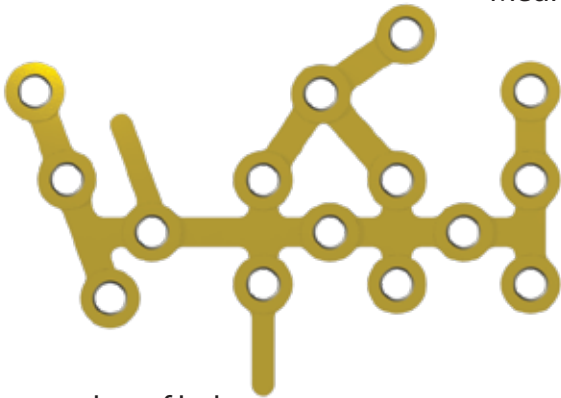
Holes	Length (mm)	Right	Left
3	74	D01T.132R103	D01T.132L103
4	87	D01T.132R104	D01T.132L104
5	100	D01T.132R105	D01T.132L105
6	113	D01T.132R106	D01T.132L106
7	126	D01T.132R107	D01T.132L107
9	152	D01T.132R109	D01T.132L109



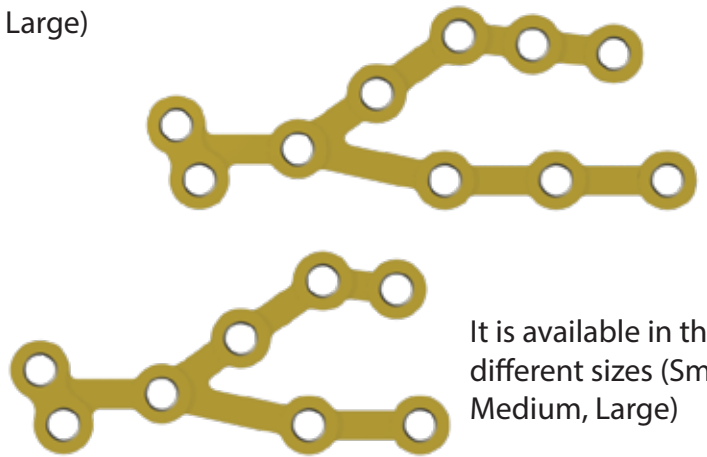
# CALCANEUS LOCKING PLATE

INDICATION: Fractures and osteotomies of the calcaneus including, extra-articular, intra-articular, joint depression and severely comminuted fractures

Has an anatomical shape corresponding to the anatomy of the\*It is available in three different sizes (Small, Medium, Large)



Large number of holes address multiple fracture patterns



It is available in three different sizes (Small, Medium, Large)



3.5 mm cortical locking screw




4.0 mm cancellous locking screw

Holes	Length (mm)	Right	Left
Small	60	D01T.161RS	D01T.161LS
Medium	74	D01T.161RM	D01T.161LM
Large	80	D01T.161RL	D01T.161LL

# CURVED RECONSTRUCTION LOCKING PLATE

\*INDICATION:  
Temporary fixation,  
correction or  
stabilization of  
bones in the pelvis

Low profile and rounded  
edges minimize soft tissue  
irritation



Accepts 3.5mm cortical  
locking screws or 4.0  
cancellous locking screws



3.5 mm cortical locking screw




4.0 mm cancellous locking screw

Holes	Length (mm)	Universal
4	59	D07T.109104
5	71	D07T.109105
6	82	D07T.109106
7	93	D07T.109107
8	104	D07T.109108
9	115	D07T.109109
10	125	D07T.109110
11	135	D07T.109111
12	144	D07T.109112
13	153	D07T.109113
14	161	D07T.109114



# STRAIGHT RECONSTRUCTION LOCKING PLATE

\*INDICATION:  
Temporary fixation,  
correction or  
stabilization of  
bones in the pelvis



Combi holes for both locking & non locking screws

Low profile and rounded edges minimize soft tissue irritation



A mid-section which is placed at the position of fragments to be compressed



3.5 mm cortical locking screw



3.5 mm cortical non locking screw



4.0 mm cancellous locking screw

Holes	Length (mm)	Universal
4	57	D01T.17604
5	72	D01T.17605
6	86	D01T.17606
7	101	D01T.17607
8	115	D01T.17608
9	130	D01T.17609
10	144	D01T.17610
11	159	D01T.17611
12	173	D01T.17612
13	188	D01T.17613
14	202	D01T.17614

# LARGE FRAGMENT



# PROXIMAL FEMUR LOCKING PLATE

\*INDICATION: Repairing multifragmenty fractures, malunions, periprosthetic fractures and osteotomies of proximal femur


Anatomically contoured to approximate the lateral aspect of the proximal femur



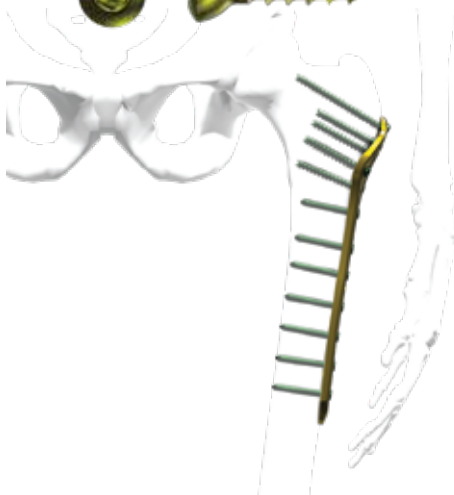
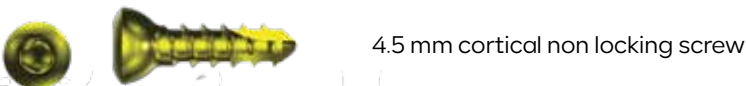
Proximal head accepts 6.5 mm cannulated locking screw



Elongated Cambi hole in the neck and shaft facilitate plate adjustment and allow locking or compression options



\*Undercuts of the LC-DCP limit contact between plate & bone

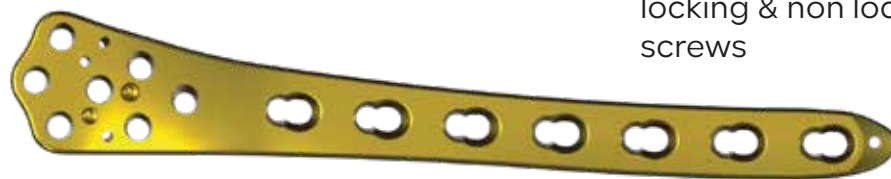


Holes	Length (mm)	Right	Left
3	120	D01T:171R03	D01T:171L03
4	138	D01T:171R04	D01T:171L04
5	156	D01T:171R05	D01T:171L05
6	174	D01T:171R06	D01T:171L06
7	192	D01T:171R07	D01T:171L07
8	210	D01T:171R08	D01T:171L08
9	228	D01T:171R09	D01T:171L09
10	246	D01T:171R10	D01T:171L10
11	264	D01T:171R11	D01T:171L11
12	282	D01T:171R12	D01T:171L12

# DISTAL FEMUR LOCKING PLATE

**\*INDICATION:**  
Fractures in normal or osteopenic bone; nonunions and malunions; and osteotomies of the femur

Combi holes for both locking & non locking screws



Kirschner wire holes accept 2.0 mm Kirschner wires to temporarily fix the plate

Distal head accepts 5.5 mm cancellous locking screw



5.0 mm cortical locking screw



4.5 mm cortical non locking screw



5.5 mm cancellous locking screw



Holes	Length (mm)	Right	Left
5	192	D01T:144R105	D01T:144L105
6	217	D01T:144R106	D01T:144L106
7	242	D01T:144R107	D01T:144L107
8	267	D01T:144R108	D01T:144L108
9	297	D01T:144R109	D01T:144L109
10	317	D01T:144R110	D01T:144L110
11	342	D01T:144R111	D01T:144L111
12	367	D01T:144R112	D01T:144L112
13	392	D01T:144R113	D01T:144L113




# LC DCP BROAD FEMUR LOCKING PLATE

INDICATION: Fixation of various long bones, such as the humerus & femur



A mid-section which is placed at the position of fragments to be compressed



Undercuts of the LC-DCP limit contact between plate & bone



5.0 mm cortical locking screw




4.5 mm cortical non locking screw

Holes	Length (mm)	Universal
4	85	D01T.102104
5	103	D01T.102105
6	121	D01T.102106
7	139	D01T.102107
8	157	D01T.102108
9	175	D01T.102109
10	193	D01T.102110
11	211	D01T.102111
12	229	D01T.102112
13	247	D01T.102113
14	265	D01T.102114
15	283	D01T.102115



# PROXIMAL LATERAL TIBIA LOCKING PLATE

\*INDICATION:  
Stabilization of fractures of the proximal tibia



Plates are pre-contoured to create a fit that requires little or no additional bending



Three 2.0 mm holes for preliminary fixation with Kirschner wires, or meniscal repair with sutures



5.0 mm cortical locking screw



4.5 mm cortical non locking screw



5.5 mm cancellous locking screw

Holes	Length (mm)	Right	Left
5	141	D01T:157R105	D01T:157L105
7	175	D01T:157R107	D01T:157L107
9	209	D01T:157R109	D01T:157L109
11	243	D01T:157R111	D01T:157L111
13	277	D01T:157R113	D01T:157L113
15	311	D01T:157R115	D01T:157L115



# LC DCP NARROW TIBIA LOCKING PLATE

\*INDICATION: Fixation of various long bones, such as the tibia



Undercuts of the LC-DCP limit contact between plate & bone



Amid-section which is placed at the position of fragments to be compressed




Holes	Length (mm)	Universal
4	85	D01T.107104
5	103	D01T.107105
6	121	D01T.107106
7	139	D01T.107107
8	157	D01T.107108
9	175	D01T.107109
10	193	D01T.107110
11	211	D01T.107111
12	229	D01T.107112
13	247	D01T.107113
14	265	D01T.107114
15	283	D01T.107115
16	301	D01T.107116

# T BUTTRESS LOCKING PLATE


\*INDICATION: Used to rigidly hold in place fractures at the end of long bones, especially at the knee

Plates are pre-contoured to create a fit that requires little or no additional bending



Elongated Cambi hole in the neck and shaft facilitate plate adjustment and allow locking or compression options

\*It is Ideal to buttress small metaphyseal fragment with the diaphysis



Holes	Length (mm)	Universal
3	90	D01T:140103
4	106	D01T:140104
5	122	D01T:140105
6	138	D01T:140106
7	154	D01T:140107
8	170	D01T:140108
9	186	D01T:140109



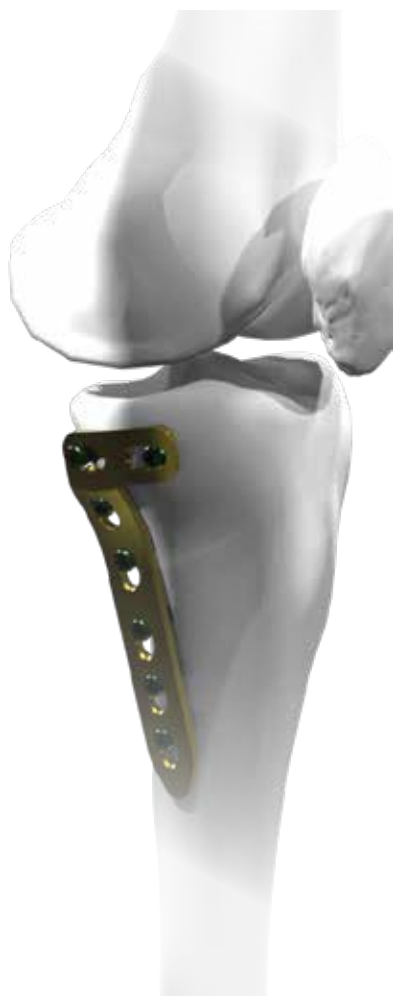
# L BUTTRESS LOCKING PLATE

\*INDICATION: Used to rigidly hold in place fractures at the end of long bones, especially at the knee




Elongated Cambi hole in the neck and shaft facilitate plate adjustment and allow locking or compression options

Plate is broadened and carefully contoured at the joint end of the plate.




\*It is Ideal to buttress small metaphyseal fragment with the diaphysis



Holes	Length (mm)	Right	Left
3	76	D01T.141R103	D01T.141L103
4	92	D01T.141R104	D01T.141L104
5	108	D01T.141R105	D01T.141L105
6	124	D01T.141R106	D01T.141L106
7	140	D01T.141R107	D01T.141L107
8	156	D01T.141R108	D01T.141L108

# 03

# CABLE PLATE



# PROXIMAL FEMUR CABLE HOOK LOCKING PLATE

\*INDICATION: The complex fractures, fracture dislocations, osteotomies and nonunions of the femur



Two proximal hooks engage the superior tip of the greater trochanter


Anatomically pre-contoured to approximate the lateral aspect of the proximal femur



Holes on the both sides of the plate accept 2.0 m K-wire



45mm Trochanteric Grip Plate



5.0 mm cortical locking screw

4.5 mm cortical non locking screw

5.5 mm cancellous locking screw

Holes	Length (mm)	Right	Left
6	180	D01T:181R180	D01T:181L180
7	213	D01T:181R230	D01T:181L213
8	233	D01T:181R233	D01T:181L233
9	265	D01T:181R265	D01T:181L265
11	285	D01T:181R285	D01T:181L285



# DISTAL LATERAL FEMUR CABLE LOCKING PLATE

\*INDICATION:  
Buttressing multi-fragmentary distal femur fractures




The highest level of compression is provided by this plate through the plate itself and the cable system

Holes on the both sides of the plate accept 2.0 m K-wire.



8 Screw Holes & 3 K-wire holes on the distal head of the plate



Holes	Length (mm)	Right	Left
3	119	D02T.191R03	D02T.191L03
4	139	D02T.191R04	D02T.191L04
5	159	D02T.191R05	D02T.191L05
6	179	D02T.191R06	D02T.191L06
7	199	D02T.191R07	D02T.191L07
8	219	D02T.191R08	D02T.191L08
9	239	D02T.191R09	D02T.191L09



# FEMUR CABLE LOCKING PLATE


\*INDICATION: The complex fractures, fracture dislocations, osteotomies and nonunions of the femur

Holes on the both sides of the plate accept 2.0 m K-wire




\*The highest level of compression is provided by this plate through the plate itself and the cable system

Holes	<sup>(mm)</sup> Length	Universal
5	133	D02T.191R05
6	158	D01T.178106
7	183	D01T.178107
8	208	D01T.178108
9	233	D01T.178109
11	283	D01T.178111




# 04

# OSTEOTOMY



# TIBIA OSTEOTOMY LOCKING PLATE

\*INDICATION: Proximal tibia diseases including osteotomies, bone and joint deformities, fractures and malalignment



Without Wedge



With Wedge



Holes on the both sides of the plate accept 2.0 mm K-wire



Pre-contoured design for anatomic fit, minimizing soft tissue irritation



5.0 mm cortical locking screw



4.5 mm cortical locking screw



5.5 mm cancellous locking screw



osteotomy wedge

Holes	Length (mm)	Universal
small	44	D01.1833
medium	48	D01.1834
large	52	D01.1835




# FEMUR OSTEOTOMY LOCKING PLATE

\*INDICATION:  
Buttressing  
multifragmentary distal  
femur  
fractures



Cambi holes allow fixation with locking screws in the threaded section for angular stability, and cortex screws in the Dynamic Compression Unit (DCU) section for distraction

\*Pre-contoured design for anatomic fit, minimizing soft tissue irritation




Holes	Length (mm)	Right	Left
5	142.5	D01T.150R105	D01T.150L105
7	174.5	D01T.150R107	D01T.150R107



# 05

# PEDIATRIC



# EPIPHYSEAL EIGHT PLATE

\*INDICATION: Gradual correction of the angled deformities to upper and lower extremities during the adolescence and infant periods




K-wire holes on the center and both end of the plate

Low profile plates



Works with 4.0 & 4.5 mm cannulated cancellous screws



cannulated cancellous non locking screws

4.5 mm cortical non locking screw



Holes	Length (mm)	Universal
12	28	D02T.14012
14	30	D02T.14014
16	32	D02T.14016
18	34	D02T.14018



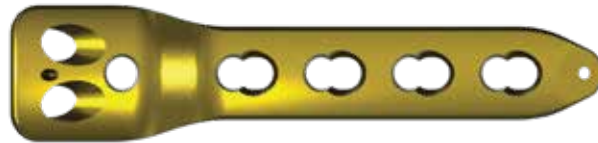
# PEDIATRIC HIP LOCKING PLATE

**\*INDICATION:**  
Temporary fixation, correction or stabilization of bones in various anatomical regions in the infants and children



3.5 mm Pediatric Plates

The proximal parts of the each type plates designed in 100°-110°-120°-140° for varus osteotomies, have offset structure.



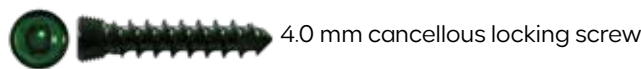
5.0 mm Pediatric Plates



Two types of the plates are available




3.5 mm cortical non locking screw



4.0 mm cancellous locking screw



3.5 mm cortical locking screw



4.5 mm cortical locking screw



5.0 mm cortical locking screw



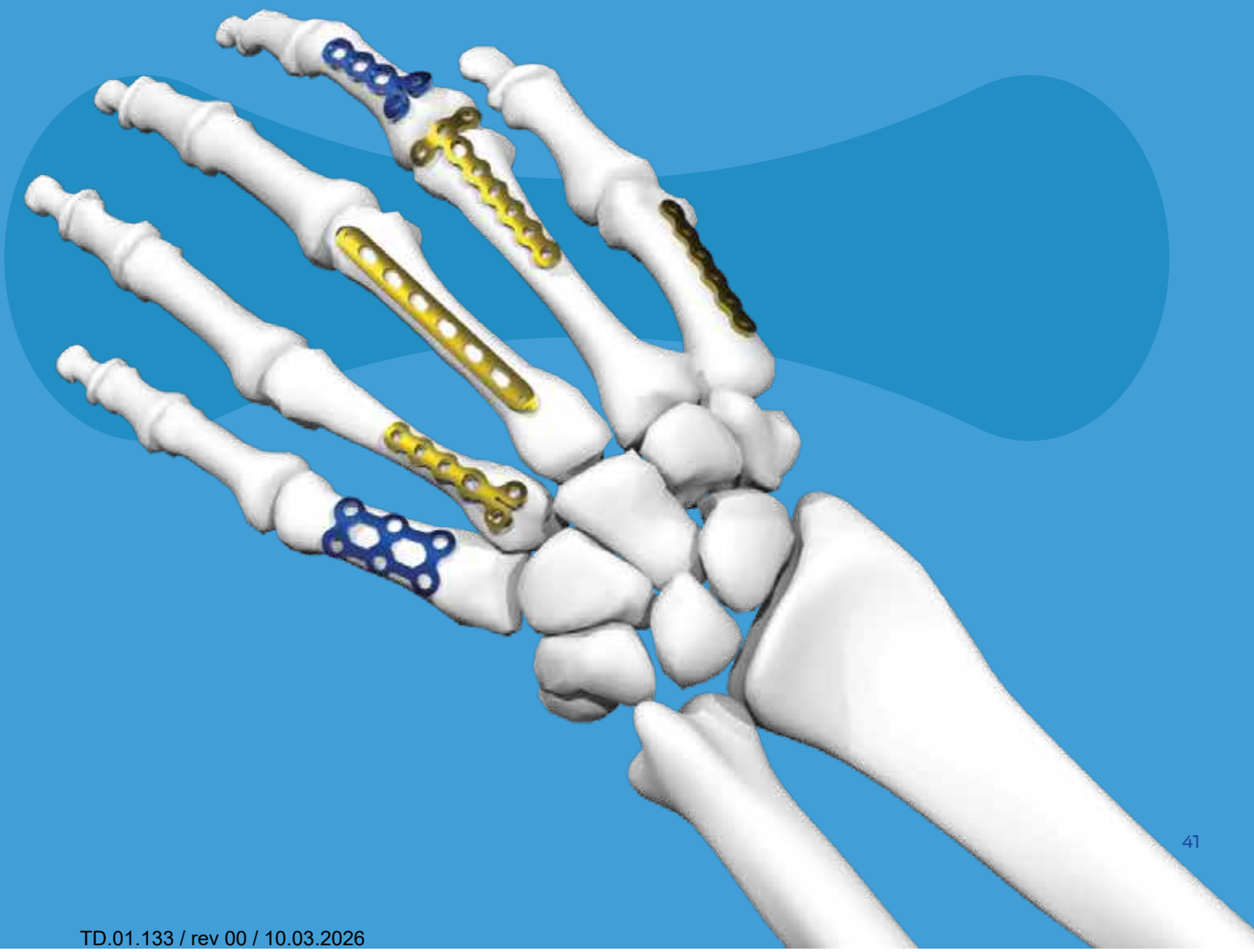
5.5 mm cancellous locking screw

Holes	Length (mm)	100	110	120	140
3	92	D01T:175L03	D01T:175R03	D01T:175R03	D01T:175M03
4	108	D01T:175L04	D01T:175R04	D01T:175R04	D01T:175M04
5	124	D01T:175L05	D01T:175R05	D01T:175R05	D01T:175M05
6	140	D01T:175L06	D01T:175R06	D01T:175R06	D01T:175M06
7	156	D01T:175L07	D01T:175R07	D01T:175R07	D01T:175M07

Holes	Length (mm)	100	110	120	140
3	73.5	D01T:174L03	D01T:174R03	D01T:174S03	D01T:174M03
4	86.5	D01T:174L04	D01T:174R04	D01T:174S04	D01T:174M04
5	99.5	D01T:174L05	D01T:174R05	D01T:174S05	D01T:174M05
6	112.2	D01T:174L06	D01T:174R06	D01T:174S06	D01T:174M06
7	125.2	D01T:174L07	D01T:174R07	D01T:174S07	D01T:174M07


06

# MINI PLATES



# 1.5 MINI PLATES


\*INDICATION: These plates are indicated to address a wide range of small bone fractures including the hand, wrist, foot and ankle



Mesh	H	L	Orbital	Straight	T	Y	X	Z
D03T.115100	D03T.109104	D03T.105103	D03T.113100	D03T.101103	D03T.103103	D03T.107103	D03T.111101	D03T.110101
D03T.115101	D03T.109106	D03T.105104	D03T.113101	D03T.101104	D03T.103104	D03T.107104		
D03T.115102	D03T.109108	D03T.105105	D03T.113102	D03T.101105	D03T.103105	D03T.107105		
		D03T.105106		D03T.101106	D03T.103106	D03T.107106		
		D03T.105107		D03T.101107	D03T.103107	D03T.107107		
		D03T.105108		D03T.101108	D03T.103108	D03T.107108		

# 2.0 MINI PLATES

\*INDICATION: These plates are indicated to address a wide range of small bone fractures including the hand, wrist, foot and ankle


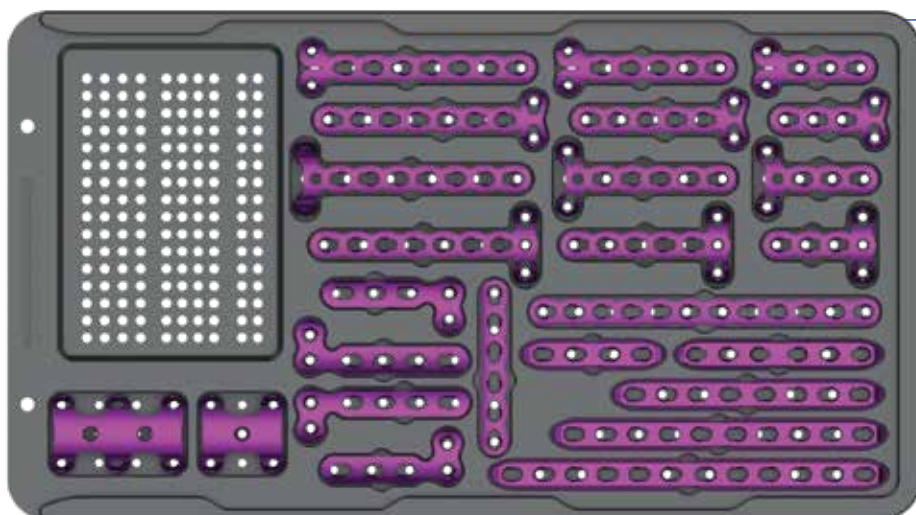


Mesh	H	L	Orbital	Straight	T	Y	X	Z
D03T.131102	D03T.125104	D03T.121103	D03T.129100	D03T.117103	D03T.119103	D03T.123103	D03T.129101	D03T.126101
D03T.131101	D03T.125106	D03T.121104	D03T.129101	D03T.117104	D03T.119104	D03T.123104		
D03T.131100	D03T.125108	D03T.121105	D03T.129102	D03T.117105	D03T.119105	D03T.123105		
		D03T.121106		D03T.117106	D03T.119106	D03T.123106		
		D03T.121107		D03T.117107	D03T.119107	D03T.123107		
		D03T.121108		D03T.117108	D03T.119108	D03T.123108		



# 2.4-2.7 MINI PLATES


\*INDICATION: These plates are indicated to address a wide range of small bone fractures including the hand, wrist, foot and ankle



Mesh	H	L	Orbital	Straight	T	Y	X	Z
D03T.131102	D03T.141104	D03T.137103	D03T.145100	D03T.133103	D03T.135103	D03T.139103	D03T.143101	D03T.142101
D03T.131101	D03T.141106	D03T.137104	D03T.145101	D03T.133104	D03T.135104	D03T.139104		
D03T.131100	D03T.141108	D03T.137105	D03T.145102	D03T.133105	D03T.135105	D03T.139105		
		D03T.137106		D03T.133106	D03T.135106	D03T.139106		
		D03T.137107		D03T.133107	D03T.135107	D03T.139107		
		D03T.137108		D03T.133108	D03T.135108	D03T.139108		

# 07

# SCREWS



# CORTICAL LOCKING SCREWS

\*Works with star screwdriver (Torx)



1.5 mm  
2.0 mm  
2.4 mm  
2.7 mm  
3.5 mm  
5.0 mm

1.5 (T5)	2.0 (T6)	2.4 (T8)	2.7 (T8)	3.5 (T15)	5.0 (T25)
D05T.1506	DOST.2006	DOST.2408	DOST.2708	DOST.3S10	DOST.S016
D05T.1507	DOST.2007	DOST.2409	DOST.2710	DOST.3S12	DOST.S018
D05T.1508	DOST.2008	DOST.2410	DOST.2712	DOST.3S14	DOST.S020
D05T.1509	DOST.2009	DOST.2411	DOST.2714	DOST.3S16	DOST.S022
D05T.1510	DOST.2010	DOST.2412	DOST.2716	DOST.3S18	DOST.S024
D05T.1511	DOST.2011	DOST.2414	DOST.2718	DOST.3S20	DOST.S026
D05T.1512	DOST.2012	DOST.2416	DOST.2720	DOST.3S22	DOST.S028
D05T.1513	DOST.2013	DOST.2418	DOST.2722	DOST.3S24	DOST.S030
D05T.1514	DOST.2014	DOST.2420	DOST.2724	DOST.3S26	DOST.S032
D05T.1515	DOST.2015	DOST.2422	DOST.2726	DOST.3S28	DOST.S034
D05T.1516	DOST.2016	DOST.2424	DOST.2728	DOST.3S30	DOST.S036
D05T.1517	DOST.2017	DOST.2426	DOST.2730	DOST.3S32	DOST.S038
D05T.1518	DOST.2018	DOST.2428	DOST.2732	DOST.3S34	DOST.S040
D05T.1519	DOST.2019	DOST.2430	DOST.2734	DOST.3S36	DOST.S042
D05T.1520	DOST.2020	DOST.2432	DOST.2736	DOST.3S38	DOST.S044
	DOST.2022	DOST.2434	DOST.2738	DOST.3S40	DOST.S046
	DOST.2024	DOST.2436	DOST.2740	DOST.3S42	DOST.S048
	DOST.2026	DOST.2438	DOST.2742	DOST.3S44	DOST.S050
	DOST.2028	DOST.2440	DOST.2744	DOST.3S46	DOST.S052
	DOST.2030		DOST.2746	DOST.3S48	DOST.S054
			DOST.2748	DOST.3S50	DOST.S056
			DOST.2750	DOST.3S52	DOST.S058
				DOST.3S54	DOST.S060
				DOST.3S56	DOST.S065
				DOST.3S70	DOST.S070
					DOST.S075
					DOST.S080

# CORTICAL NON LOCKING SCREWS

\*Works with hex scredriver in 3.5 & 4.5 screws, and with star screwdriver (Torx) in 1.5, 2.0, 2.4 & 2.7 screws.



1.5 mm  
2.0 mm  
2.4 mm  
2.7 mm  
3.5 mm  
5.0 mm

1.5 (T5)	2.0 (T6)	2.4 (T8)	2.7 (T8)	3.5 (A2.5)	4.5 (A3.5)
D05T.CS1506	D05T.CS2006	D05T.CS2408	D05T.CS2706	D05T.CS3510	D05T.CS4514
D05T.CS1507	D05T.CS2007	D05T.CS2409	D05T.CS2707	D05T.CS3512	D05T.CS4516
D05T.CS1508	D05T.CS2008	D05T.CS2410	D05T.CS2708	D05T.CS3514	D05T.CS4518
D05T.CS1509	D05T.CS2009	D05T.CS2411	D05T.CS2709	D05T.CS3516	D05T.CS4520
D05T.CS1510	D05T.CS2010	D05T.CS2412	D05T.CS2710	D05T.CS3518	D05T.CS4522
D05T.CS1511	D05T.CS2011	D05T.CS2414	D05T.CS2712	D05T.CS3520	D05T.CS4524
D05T.CS1512	D05T.CS2012	D05T.CS2416	D05T.CS2714	D05T.CS3522	D05T.CS4526
D05T.CS1513	D05T.CS2013	D05T.CS2418	D05T.CS2716	D05T.CS3524	D05T.CS4528
D05T.CS1514	D05T.CS2014	D05T.CS2420	D05T.CS2718	D05T.CS3526	D05T.CS4530
D05T.CS1516	D05T.CS2016	D05T.CS2422	D05T.CS2720	D05T.CS3528	D05T.CS4532
D05T.CS1518	D05T.CS2018	D05T.CS2424	D05T.CS2722	D05T.CS3530	D05T.CS4534
D05T.CS1520	D05T.CS2020	D05T.CS2426	D05T.CS2724	D05T.CS3532	D05T.CS4536
D05T.CS1522	D05T.CS2022	D05T.CS2428	D05T.CS2726	D05T.CS3534	D05T.CS4538
D05T.CS1524	D05T.CS2024	D05T.CS2430	D05T.CS2728	D05T.CS3536	D05T.CS4540
D05T.CS1526	D05T.CS2026	D05T.CS2432	D05T.CS2730	D05T.CS3538	D05T.CS4542
D05T.CS1528	D05T.CS2028	D05T.CS2434	D05T.CS2732	D05T.CS3540	D05T.CS4544
D05T.CS1530	D05T.CS2030	D05T.CS2436	D05T.CS2734	D05T.CS3542	D05T.CS4546
		D05T.CS2438	D05T.CS2736	D05T.CS3544	D05T.CS4548
		D05T.CS2440	D05T.CS2738	D05T.CS3546	D05T.CS4550
			D05T.CS2740	D05T.CS3548	D05T.CS4552
			D05T.CS2748	D05T.CS3550	D05T.CS4554
			D05T.CS2750	D05T.CS3552	D05T.CS4556
				D05T.CS3554	D05T.CS4558
				D05T.CS3556	D05T.CS4560
				D05T.CS3558	D05T.CS4565
				D05T.CS3560	D05T.CS4570
				D05T.CS3565	D05T.CS4575
					D05T.CS4580



# CANCELLOUS LOCKING SCREWS

\*Works with star screwdriver (Torx)



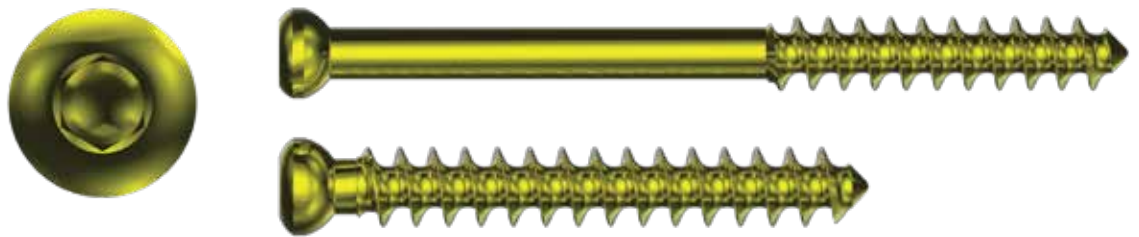
4.0 mm  
5.5 mm

4.0 (T15)	5.5 (T25)
D05T.SL4010	D05T.SL5020
D05T.SL4012	D05T.SL5022
D05T.SL4014	D05T.SL5024
D05T.SL4016	D05T.SL5026
D05T.SL4018	D05T.SL5028
D05T.SL4020	D05T.SL5030
D05T.SL4022	D05T.SL5032
D05T.SL4024	D05T.SL5034
D05T.SL4026	D05T.SL5036
D05T.SL4028	D05T.SL5038
D05T.SL4030	D05T.SL5040
D05T.SL4035	D05T.SL5042
D05T.SL4040	D05T.SL5044
D05T.SL4045	D05T.SL5046
D05T.SL4050	D05T.SL5048
D05T.SL4055	D05T.SL5050
D05T.SL4060	D05T.SL5055
D05T.SL4065	D05T.SL5060
D05T.SL4070	D05T.SL5065
D05T.SL4075	D05T.SL5070
	D05T.SL5075
	D05T.SL5080
	D05T.SL5085
	D05T.SL5090



# CANCELLOUS NON LOCKING SCREWS

\*Works with hex screwdriver



4.5 Half	4.5 Full	6.5 Half	6.5 Full
D05T.SH4030	D05T.S4010	D05T.SH65030	D05T.S65030
D05T.SH4035	D05T.S4012	D05T.SH65035	D05T.S65035
D05T.SH4040	D05T.S4014	D05T.SH65040	D05T.S65040
D05T.SH4045	D05T.S4016	D05T.SH65045	D05T.S65045
D05T.SH4050	D05T.S4018	D05T.SH65050	D05T.S65050
D05T.SH4055	D05T.S4020	D05T.SH65055	D05T.S65055
D05T.SH4060	D05T.S4022	D05T.SH65060	D05T.S65060
D05T.SH4065	D05T.S4024	D05T.SH65065	D05T.S65065
D05T.SH4070	D05T.S4026	D05T.SH65070	D05T.S65070
	D05T.S4028	D05T.SH65075	D05T.S65075
	D05T.S4030	D05T.SH65080	D05T.S65080
	D05T.S4040	D05T.SH65085	D05T.S65085
	D05T.S4045	D05T.SH65090	D05T.S65090
	D05T.S4050	D05T.SH65095	D05T.S65095
	D05T.S4055	D05T.SH65100	D05T.S65100
	D05T.S4060	D05T.SH65105	D05T.S65105
	D05T.S4065	D05T.SH65110	D05T.S65110
	D05T.S4070	D05T.SH65115	D05T.S65115
		D05T.SH65120	D05T.S65120



# CANNULATED CORTICAL LOCKING SCREWS

\*Works with cannulated star screwdriver (Torx)




2.7 mm  
3.5 mm  
5.0 mm

2.7 (T8)	3.5 (15)	5.0 (T25)
D05T.CS2710	D05T.C3510	D05T.C5010
D05T.CS2712	D05T.C3512	D05T.C5012
D05T.CS2714	D05T.C3514	D05T.C5014
D05T.CS2716	D05T.C3516	D05T.C5016
D05T.CS2718	D05T.C3518	D05T.C5018
D05T.CS2720	D05T.C3520	D05T.C5020
D05T.CS2722	D05T.C3522	D05T.C5022
D05T.CS2724	D05T.C3524	D05T.C5024
D05T.CS2726	D05T.C3526	D05T.C5026
D05T.CS2728	D05T.C3528	D05T.C5028
D05T.CS2730	D05T.C3530	D05T.C5030
D05T.CS2732	D05T.C3532	D05T.C5032
D05T.CS2734	D05T.C3534	D05T.C5034
D05T.CS2736	D05T.C3536	D05T.C5036
D05T.CS2738	D05T.C3538	D05T.C5038
D05T.CS2740	D05T.C3540	D05T.C5040
D05T.CS2742	D05T.C3542	D05T.C5042
D05T.CS2744	D05T.C3544	D05T.C5044
D05T.CS2746	D05T.C3546	D05T.C5046
D05T.CS2748	D05T.C3548	D05T.C5048
D05T.CS2750	D05T.C3550	D05T.C5050
	D05T.C3552	D05T.C5052
	D05T.C3554	D05T.C5054
	D05T.C3556	D05T.C5056
	D05T.C3570	D05T.C5058
		D05T.C5060
		D05T.C5065
		D05T.C5070



# CANNULATED CANCELLOUS NON LOCKING SCREWS

\*Works with cannulated hex screwdriver



4.5	6.5 Half	6.5 Full	7.3 Half	7.3 Full
D06T.CS4020	D06T.CSH65030	D06T.CS65030	D06T.CSH73050	D06T.CS73045
D06T.CS4022	D06T.CSH65035	D06T.CS65035	D06T.CSH73055	D06T.CS73050
D06T.CS4024	D06T.CSH65040	D06T.CS65040	D06T.CSH73060	D06T.CS73055
D06T.CS4026	D06T.CSH65045	D06T.CS65045	D06T.CSH73065	D06T.CS73060
D06T.CS4028	D06T.CSH65050	D06T.CS65050	D06T.CSH73070	D06T.CS73065
D06T.CS4030	D06T.CSH65055	D06T.CS65055	D06T.CSH73075	D06T.CS73070
D06T.CS4035	D06T.CSH65060	D06T.CS65060	D06T.CSH73080	D06T.CS73075
D06T.CS4040	D06T.CSH65065	D06T.CS65065	D06T.CSH73085	D06T.CS73080
D06T.CS4045	D06T.CSH65070	D06T.CS65070	D06T.CSH73090	D06T.CS73085
D06T.CS4050	D06T.CSH65075	D06T.CS65075	D06T.CSH73095	D06T.CS73090
D06T.CS4055	D06T.CSH65080	D06T.CS65080	D06T.CSH73100	D06T.CS73095
D06T.CS4060	D06T.CSH65085	D06T.CS65085	D06T.CSH73105	D06T.CS73100
	D06T.CSH65090	D06T.CS65090	D06T.CSH73110	D06T.CS73105
	D06T.CSH65095	D06T.CS65095		D06T.CS73110
	D06T.CSH65100	D06T.CS65100		
	D06T.CSH65105	D06T.CS65105		
	D06T.CSH65110	D06T.CS65110		
	D06T.CSH65115	D06T.CS65115		
	D06T.CSH65120	D06T.CS65120		



# HEADLESS COMPRESSION SCREWS

\*Works with  
cannulated star  
screwdriver (Torx)



2.2 mm  
2.7 mm  
3.5 mm  
4.5 mm  
6.5mm

	2.2	2.7	3.5	4.5	6.5
	D04T.HCS2205	D04T.HCS2705	D04T.HCS3510	D04T.HCS4510	D04T.HCS65020
	D04T.HCS2206	D04T.HCS2706	D04T.HCS3512	D04T.HCS4512	D04T.HCS65025
	D04T.HCS2207	D04T.HCS2707	D04T.HCS3514	D04T.HCS4514	D04T.HCS65030
	D04T.HCS2208	D04T.HCS2708	D04T.HCS3516	D04T.HCS4516	D04T.HCS65035
	D04T.HCS2209	D04T.HCS2709	D04T.HCS3518	D04T.HCS4518	D04T.HCS65040
	D04T.HCS2210	D04T.HCS2710	D04T.HCS3520	D04T.HCS4520	D04T.HCS65045
	D04T.HCS2211	D04T.HCS2711	D04T.HCS3521	D04T.HCS4522	D04T.HCS65050
	D04T.HCS2212	D04T.HCS2712	D04T.HCS3522	D04T.HCS4522	D04T.HCS65055
	D04T.HCS2213	D04T.HCS2713	D04T.HCS3523	D04T.HCS4524	D04T.HCS65060
	D04T.HCS2214	D04T.HCS2714	D04T.HCS3524	D04T.HCS4526	D04T.HCS65065
	D04T.HCS2215	D04T.HCS2715	D04T.HCS3525	D04T.HCS4528	D04T.HCS65070
	D04T.HCS2216	D04T.HCS2716	D04T.HCS3526	D04T.HCS4530	D04T.HCS65075
	D04T.HCS2217	D04T.HCS2717	D04T.HCS3527	D04T.HCS4531	D04T.HCS65080
	D04T.HCS2218	D04T.HCS2718	D04T.HCS3528	D04T.HCS4533	D04T.HCS65085
	D04T.HCS2219	D04T.HCS2719	D04T.HCS3529	D04T.HCS4535	D04T.HCS65090
	D04T.HCS2220	D04T.HCS2720	D04T.HCS3530	D04T.HCS4537	D04T.HCS65095
	D04T.HCS2221	D04T.HCS2721	D04T.HCS3531	D04T.HCS4539	D04T.HCS65100
		D04T.HCS2723	D04T.HCS3533	D04T.HCS4540	D04T.HCS65105
		D04T.HCS2725	D04T.HCS3535	D04T.HCS4541	D04T.HCS65110
		D04T.HCS2727	D04T.HCS3538	D04T.HCS4543	D04T.HCS65115
		D04T.HCS2729	D04T.HCS3540	D04T.HCS4545	D04T.HCS65120
		D04T.HCS2731	D04T.HCS3543	D04T.HCS4548	
		D04T.HCS2733	D04T.HCS3545	D04T.HCS4550	
		D04T.HCS2735	D04T.HCS3548		
		D04T.HCS2740	D04T.HCS3550		
		D04T.HCS2745	D04T.HCS3555		
		D04T.HCS2750	D04T.HCS3560		



08

**ON THE HORIZON..**

---

# NEW PRODUCTS

---

## DISTAL TIBIA ANTEROLATERAL LOCKING PLATE



## PROXIMAL MEDIAL TIBIA LOCKING PLATE



## ARTRODEZ LOCKING PLATE



## 3.5 VOLAR DISTAL RADIUS LOCKING PLATE



## DISTAL POSTERIOR TIBIA LOCKING PLATE

## DISTAL TIBIA PILON LOCKING PLATE

## HERBER SCREWS SYSTEM



de  
va



90+ 532 689 33 82  
90+ 212 494 23 71



Yakuplu Mah. Beysan Sanayi  
Sitesi.Birlik Cad. No 3/16Beylikduzu, Istanbul, Turkey



info@devatibbi.com

TD.01.133 / rev 00 / 10.03.2026